

BRP-POWERTRAIN CHASSIS APPROVAL FORM



Manufacturer	KOMBIKART RACINGPARTS BV
Chassis model	Geico vanquish
Category	ROTAX MAX Challenge, 125 MAX DD2 class
Validity of approval	without limitation
Date of approval by BRP-Powertrain	2010 05 06

Technical definiton of the frame
Built according to CIK regualtions for short circuits karts

Technical definition of the components of the chassis	
Brake system:	Designed according to CIK rules for shifter classes. A brake system with a valid CIK Homologation must be used.
Bodywork:	Designed according to CIK rules for short circuit karts. A bodywork with a valid CIK Homologation must be used.
Rear Tire Protection System:	For the participation at national or internatioinal ROTAX MAX Challenge race, the BRP-Powertrain Rear Tire Protection System must be used.




Photo from above of the frame (without any monted part)



Photo of the identification plate of the frame with the name of the chassis model.

Technical description	Dimensions	Tolerance
Outer diameter of the main tubes (without painting)	30 / 32mm	+/- 0,5 mm
Rear width of main tubes (center line to center line)	620mm	+/- 5,0 mm
Distance of the rear two main tubes on the right side (center line to center line)	104mm	+/- 0,5 mm
Wheelbase	1055mm	+/- 5,0 mm

Technical description	Figure
Number of adjustable/removeable stabilizers at the frame	3

BRP-POWERTRAIN CHASSIS APPROVAL FORM



Photo from above of the frame with the section of the engine mount



Photo from above of the frame with the section of the two supports for the exhaust system




Foto of the frame with the section of the support for the fuel pump (fuel pump mounted)



Foto of the frame from the side with the section of the supports for the radiator (radiator mounted)

BRP-POWERTRAIN CHASSIS APPROVAL FORM



Photo from the steering column with the section with the knurling for the steering wheel hub (knurling according to DIN 82 - RAA1).



Photo from above of the frame with the section of the two supports for the RTPS (Rear Tire Protection System)




Photo of the frame from the side with the section of the support for the RTPS (Rear Tire Protection System)




Photo of the frame from the back with the section of the support for the RTPS (Rear Tire Protection System)